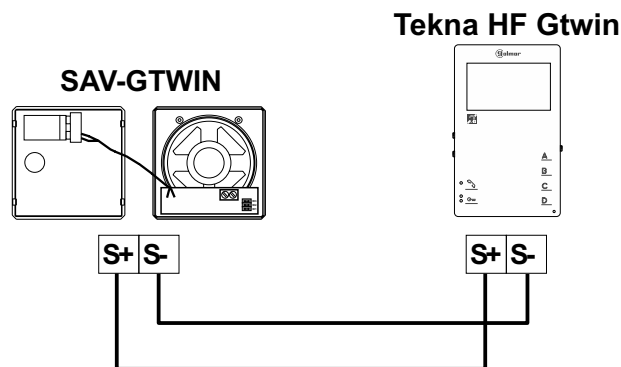
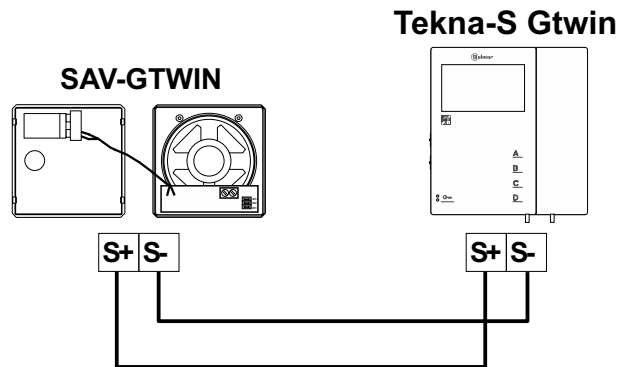
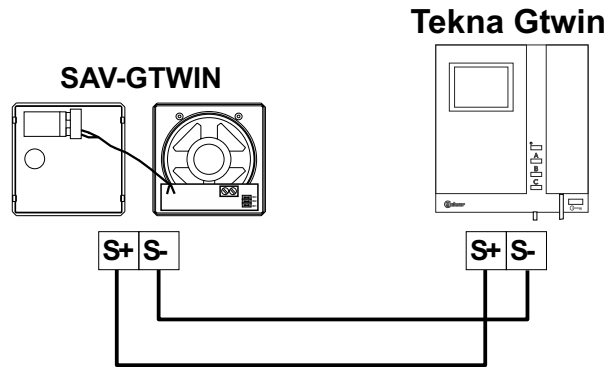




Sonería adicional (necesario sonería tritonal SAV-GTWIN):



Configuración sonería tritonal SAV-GTWIN:

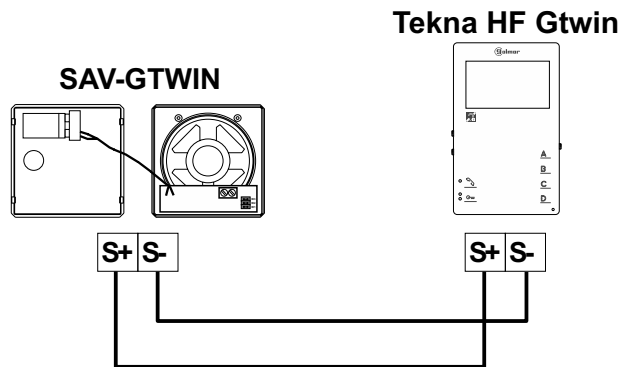
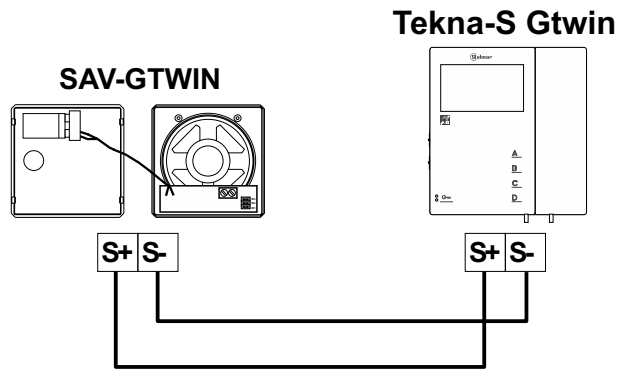
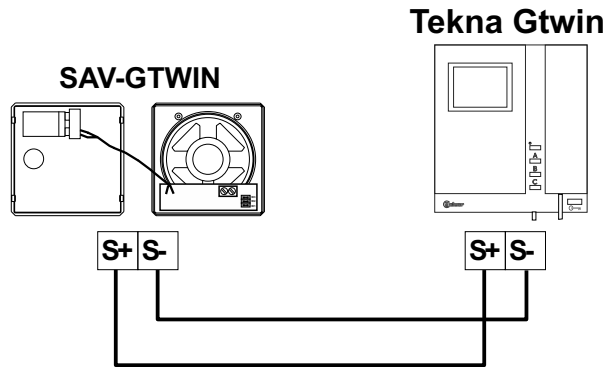
Colocar en el interior de la sonería una batería de 9V (tipo MN1604/6LR61). La sonería dispone de 3 puentes de configuración indicados con W1, W2 y W3 para seleccionar el tipo de sonido (triple tono, doble tono o tono simple), tal como se indica en la siguiente tabla:

TIPO DE SONIDO	PUENTE			
	W1	W2	W3	
(*) TRIPLE TONO	X	X	X	los tres puentes colocados
DOBLE TONO	X		X	sólo el puente W2 se saca
TONO SIMPLE		X	X	sólo el puente W1 se saca

(*) Valor de fábrica.



Additional call repeater (SAV-GTWIN tritonal call repeater required):



Configuration of the SAV-GTWIN tritonal call repeater:

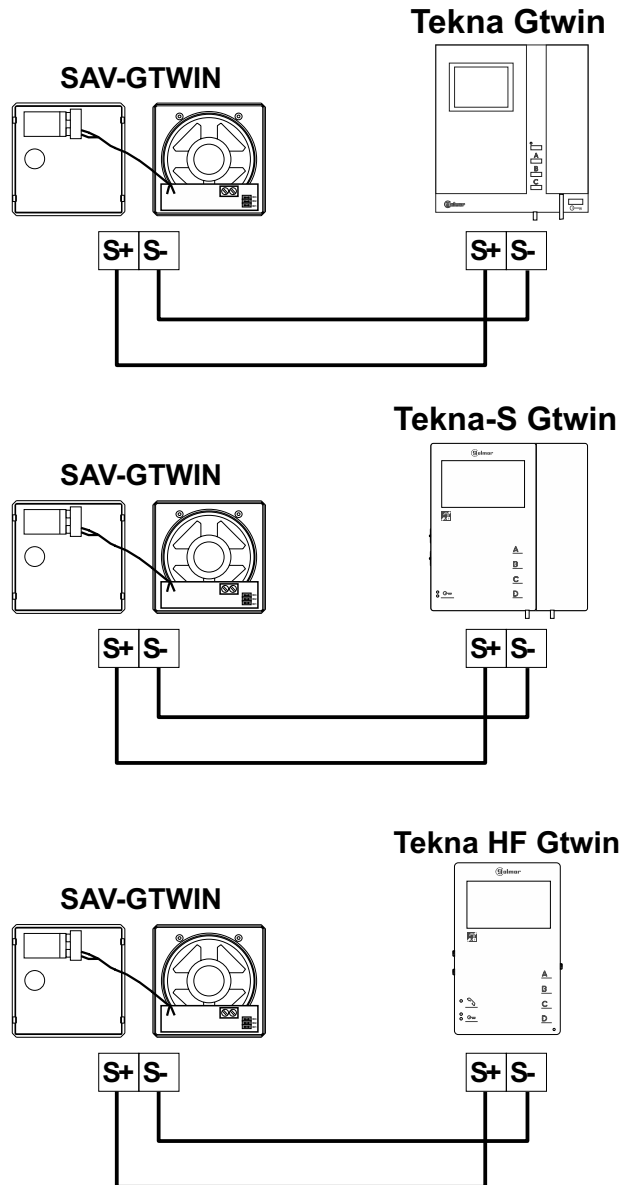
Place a 9 V battery (type MN1604/6LR61) inside the call repeater. The call repeater features 3 configuration jumpers marked as W1, W2 and W3 for selecting the type of sound (triple tone, double tone or single tone), as shown in the following table:

	TYPE OF SOUND	JUMPER			
		W1	W2	W3	
(*)	TRIPLE TONE	X	X	X	all jumpers fitted
	DOUBLE TONE	X		X	only the W2 jumper is removed
	SINGLE TONE		X	X	only the W1 jumper is removed

(*) Factory setting.



Externe signaalgever (hiervoor is de module SAV-GTWIN) nodig:



Instellingen van de externe signaalgever SAV-GTWIN:

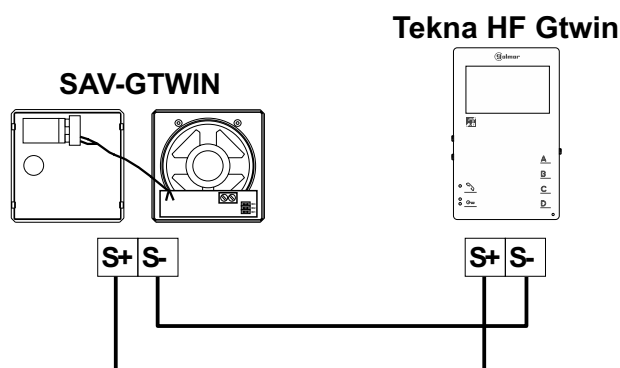
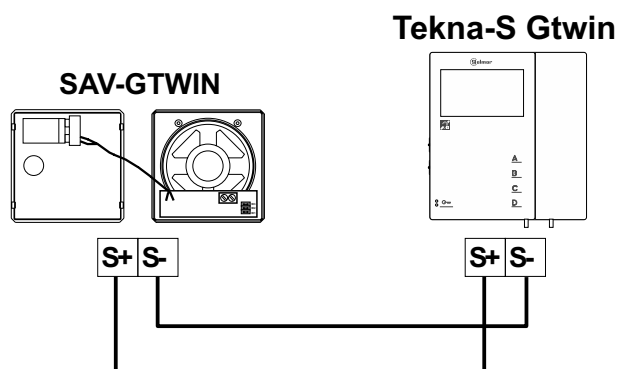
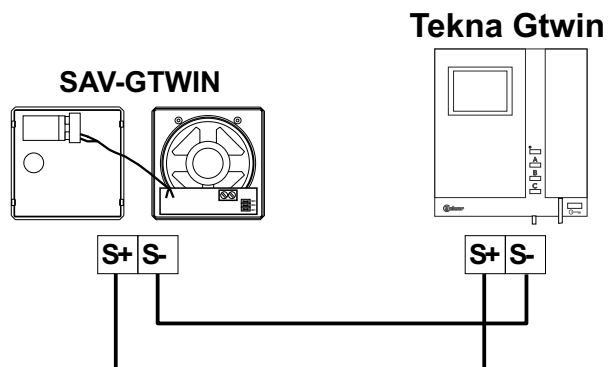
Plaats een 9V-batterij (type MN1604 / 6LR61) in de signaalgever. De signaalgever heeft 2 jumpers voor een configuratie aangegeven met W1, W2 en W3, om het type geluid te selecteren (drievoudige toon, dubbele toon of enkelvoudige toon), zoals aangegeven in de volgende tabel:

TYPE GELUID	JUMPER			
	W1	W2	W3	
(*) DRIEVOUDIG	X	X	X	alle jumpers geplaatst
DUBBEL	X		X	alleen W1- en W3-jumpers geplaatst
ENKELVOUDIG		X	X	alleen W2- en W3-jumpers geplaatst

(*) Factory setting.



Campainha adicional (necessária a campainha tritonal SAV-GTWIN):



Configuração campainha tritonal SAV-GTWIN:

Coloque no interior da campainha uma pilha de 9 V (tipo MN1604/6LR61). A campainha dispõe de dois conectores em ponte de configuração indicados com W1, W2 e W3, para seleccionar o tipo de som (tom triplo, duplo ou simples), conforme indica a seguinte tabela:

TIPO DE SOM	CONECTOR EM PONTE			
	W1	W2	W3	
(*) SOM TRIPLO	X	X	X	tres conectores em ponte colocados
SOM DUPLO	X		X	sozinho ou conector em ponte W2 é retirado
SOM SIMPLES		X	X	sozinho ou conector em ponte W1 é retirado

(*) Valor de fábrica.