



Non Touch Exit Sensor

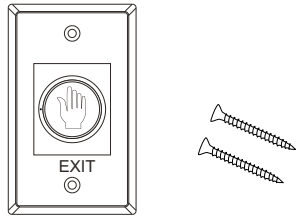
K1-1 / K1-2

Features & Application

Non touch / Touch free Exit Sensor (Diffused Detection)
 Optical / Infrared Technology
 IP-55 Ingress Protection / SUS 304 Stainless steel Plate
 User friendly (Healthy protection):
 Free from contagious diseases spread
 Detection range: 0.1 ~ 10 cm
 Application: Gate/Door/Exit/Automation control

High capacity of relay dry contact (3A/AC120V,DC30V)
 Normally open/Normally close/Common relay output
 Twin led indicators for sensor standby or approached:
 (1) Sensor Standby: BLUE LED ON
 (2) Visitors whom approached to the sensor in 10 cm:
 RED LED ON

Included



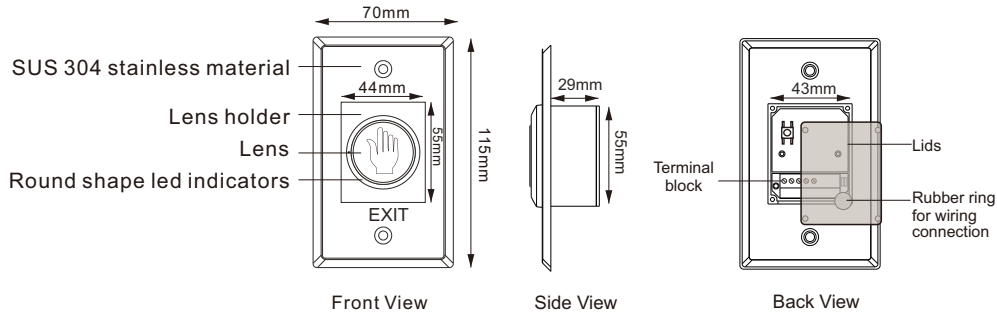
K1-1

Screws

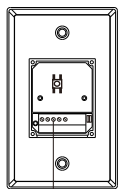
Specifications

Contact Rating: 3A/AC120V,DC30V
 Input Volt.: DC 12V
 Simple and clear for operation.
 Operation temperature range -20° C 55° C
 Life: 500,000 Times
 Durable stainless steel plate
 Dimension: 115x70x29(mm)
 Weight: 85g

Dimensions & Part Account

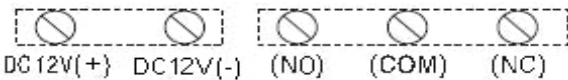


Wiring Connection

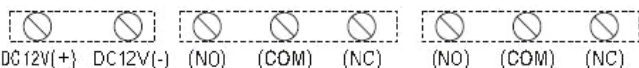


Terminal block

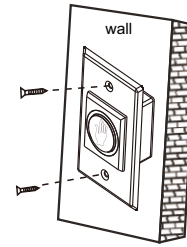
K1-1: (5 Pins)



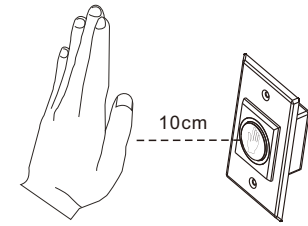
K1-2: (8 Pins)



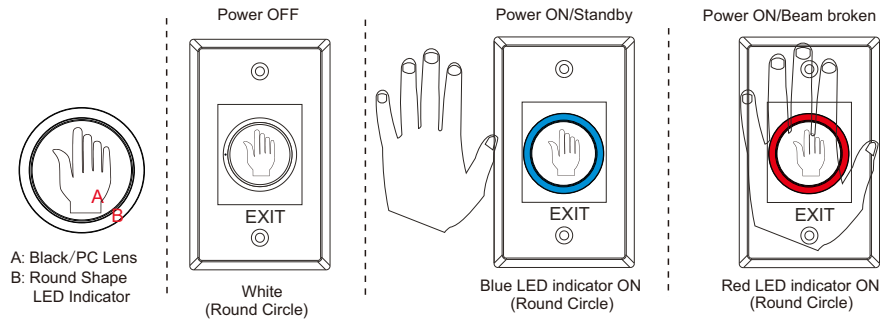
Installation



Sensing Range



LED Indicator



Example

The cable of the connected with the non touch exit sensor, access control machine and electrical bolt.

